

KOBRA[®]

***Classic Shredder Line
Guillotines and Trimmers***



MADE IN ITALY

24 HOUR CONTINUOUS DUTY

24 HOUR CONTINUOUS DUTY MOTORS NO OVERHEATING

KOBRA shredders are equipped with 24 Hour Continuous Duty motors for long shredding operations* and are not affected by the Duty Cycle concept (time of operation vs. cooling time needed to prevent damage to the machine) which are typical of most of the products on the market.

KOBRA shredders can be operated for any length of time without interruption by long and inconvenient waiting times due to overheating.

KOBRA shredders deliver the maximum daily shredding capacity.



* Continuous duty operation at rated nominal average capacity and standard mode

* This catalogue shows which models are equipped with continuous duty motors

/// SUPER POTENTIAL POWER SYSTEM

THE POWER WITH THE FORCE THE DURABILITY OF THE STEEL

SUPER POTENTIAL POWER UNIT Drive system for many years of trouble and service free operation. Special carbon hardened steel gears and metal chain drive systems ensure operational reliability and resistance to stress and mis-use, unmatched by the more economical and common transmissions made of plastic gears which are found in most products on the market.

SUPER POTENTIAL POWER SYSTEM:
Power with force and durability of the steel

ENERGY SMART®
ENERGY SMART®

POWER SAVING STAND-BY MODE



SAVE ENERGY PROTECT THE ENVIRONMENT


ENERGY SMART® is the latest technological development by Elcoman. Available exclusively on the KOBRA range of shredders, ENERGY SMART® saves energy and protects the environment by reducing emissions responsible for the Global Warming.

The energy consumption of the paper shredder is managed by a dedicated software which operates in conjunction with illuminated optical indicators located on top of the machine.

A KOBRA shredder requires electrical energy only during use. Once shredding operation is completed, the system management software will automatically activate the power saving stand-by mode making sure that no more electrical energy is drained from the power source. At first glance, stand-by power consumption may be considered insignificant. However, every KOBRA shredder equipped with the ENERGY SMART® system, compared to most of the traditional shredders on the market, can save up to Euro 20,00 a year* of electrical energy and will reduce, by 65 Kgs, the carbon dioxide (CO₂) that would have been introduced into the atmosphere for generation of the power saved by ENERGY SMART®.

* Electrical costs vary in each country


* This catalogue shows which models are equipped with the ENERGY SMART® system



DOUBLE WASTE BIN

REMOVABLE ENVIRONMENTALLY FRIENDLY DOUBLE WASTE BIN

Some KOBRA Models feature a special removable double waste bin. This specially designed waste bin allows for the separation of shredded paper from your shredded CDs, DVDs and credit cards. This feature assists the user in ensuring that they can properly recycle their shredded materials.

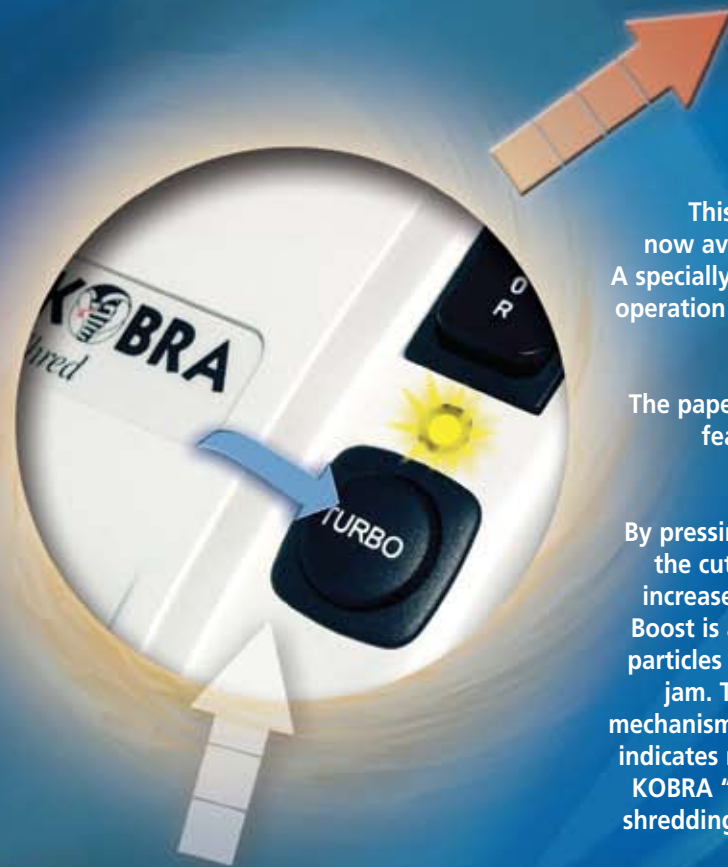


* This catalogue shows which models are equipped with the "DOUBLE WASTE BIN"

TURBO BOOST SYSTEM

SHREDDING CAPACITY

52 SHEETS



TURBO BOOST

This patented design is an exclusive feature now available on selected KOBRA shredder models. A specially designed electronic control module allows the operation of the paper shredder in two different modes:

Standard Mode:

The paper shredder operates according to its standard features and rating for normal operation.

Turbo Boost Mode:

By pressing the Turbo button located on the top cover, the cutting capacity of the machine is temporarily increased by 30%. In case of a paper jam, the Turbo Boost is all you need to clear it. No more messy paper particles on the floor. No more clean-ups after a paper jam. The jam will feed right through the cutting mechanism and into the waste bin. The bright Turbo light indicates reactivation of the Turbo Boost after each use. KOBRA "Turbo Boost" shredders feature unbelievable shredding power—up to 52 sheets of paper in one pass.

AUTOMATIC REVERSE
AUTOMATIC REVERSE

AUTOMATIC REVERSE SYSTEM



KOBRA shredders are equipped with a special Auto Reverse system which detects the thickness of the paper entering the shredder and automatically rejects the paper in case paper capacity has been exceeded and a paper jam is about to occur.

* This catalogue shows which models are equipped with the "AUTOMATIC REVERSE" system



2 CUTTING SYSTEMS

3 SHREDDING FUNCTIONS

Thanks to the revolutionary new "THROW AND SHRED" System and its automatic feeding mechanism, you can now choose how to shred your documents or various other types of media. You can choose standard shredding, by inserting the paper into the throat of the shredder, use the specialized DVD, CD-Rom and Credit Card Throat, or the Throw and Shred System, destroying your crumpled paper.

3: SHRED CRUMPLED PAPER WITH THE "THROW AND SHRED" SYSTEM: Simply lift the cover of the shredder and you can throw your crumpled paper directly into the machine. (models Kobra+2)

1: STANDARD DOCUMENT SHREDDING: Insert paper into the throat, located at the front of the machine. Up to 26 Sheets at a time can be shredded in this innovative, practical shredder. (models Kobra+2, Kobra+3)

2: DVD, CD & CREDIT CARD SHREDDING: A second set of cutting blades shred CDs, DVDs, Credit Cards, I.D. Cards and other types of media into a separate container in the waste bin. (models Kobra+2, Kobra+3)



* This catalogue features KOBRA models fitted with the "THROW AND SHRED" system

CYCLONE SYSTEM + COMPACTOR C-500

HIGH TECHNOLOGY SHREDDING SYSTEM



KOBRA CYCLONE The Cyclone System is the ultimate development in shredding technology available on the KOBRA Cyclone shredder. Blades rotating at a very high speed, combined with the power of a turbine providing the unit with an airflow, allow the shredding of up to 500 sheets of paper at a time as well as the shredding of many other types of materials into 5 different available particle sizes. The turbine generates a high pressure airflow and by making the air stream spin, particles are subjected to centrifugal forces and deposited from the airflow into the disposal bag. This unique shredding system delivers the highest shredding performance and efficiency along with maximum flexibility in choosing the correct Security and bulk reduction level for a given application.

KOBRA COMPACTOR C-500 is designed to work with the Cyclone industrial shredder when paper is being shredded. When shredding other materials, you simply remove the compactor and use standard Cyclone disposal bags. This optional accessory compresses and reduces the volume of the shredded paper by 4 to 5 times to minimize the space required for disposal. Easy to install and operate, the KOBRA COMPACTOR C-500 will work with any security level screen. Compacted shredded material can be collected into any type of container or into plastic waste bags easy to dispose of by the built-in-trolley.



* KOBRA COMPACTOR C-500 is designed and suitable for compacting paper only.

* This catalogue includes a dedicated section about the KOBRA CYCLONE shredder and KOBRA COMPACTOR C-500

INTEGRATED AUTOMATIC OILING SYSTEM



An automatic oiling system on your shredder completely eliminates the need to manually oil the unit. Not only does this protect the blades with anti-corrosive agents, but ensures maximum reliability, efficiency and capacity. High security and cross-cut shredders benefit most from this practical option.

**SHRED GUARD**
SHRED GUARD

SHRED GUARD METAL DETECTOR

The SHRED GUARD metal detector provides the KOBRA 400 Level 5 and Level 6 High Security shredders with additional protection against any type of metal inadvertently introduced into the shredder. SHRED GUARD stops the machine immediately preventing any possible damage to the cutting system. A flashing blue light warns the operator of the presence of metal.



* This catalogue shows which KOBRA model can be fit with the "SHRED GUARD" system

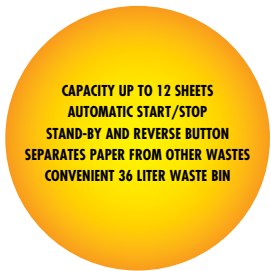


Kobra 50



Personal and Deskside shredder

- Safe, easy and convenient to use
- Straight cut system
- Automatic Start-Stop
- Carbon hardened steel cutting knives unaffected by staples and clips
- Does not require plastic bags
- Bin with a convenient opening to waste non-shredable material



Modern design for the Kobra S-50. Convenient waste bin opening to allow the waste of non-shredable material



An enclosed transmission system protects the gear from dust and does not require lubrication or maintenance (Kobra S-50)



Automatic start-stop system with additional manual sensor to clear heavy paper jams (Kobra S-50)



Stand-by and reverse switch

Kobra S-50



KOBRA 50

These entry level models in the KOBRA line offer outstanding performance. Special long lasting cutting knives ensure maximum durability. The S-50 offers a special design which allows this product to be used as a regular waste basket next to your desk. The S-50 is a professional shredder, to keep next to your desk, to protect your work. Convenient waste bin opening to allow the waste of non-shreddable material.



Kobra S-50

S-50/4

S-50/6

Throat width (mm)	220	220
Shred size (mm)	3,9	5,8
Sheet capacity (A4 70 gr. paper)	4/6	7/9
Security Level	DIN 32757	2
	DIN 66399	P-2
Shreddable Material		
Waste bin volume (l)	18	18
Dimensions (WxDxH) cm	31x20x45	31x20x45



www.elcoman.it



ENERGY SMART® Personal and office shredder

- Available in 3 straight-cut models and 1 cross-cut model
- Shreds up to 27 sheets of paper at a time
- Carbon hardened cutting knives unaffected by staples and clips
- Convenient and wide entry opening for easy feeding of paper, CDs, DVDs and credit cards
- ENERGY SMART®: power saving stand-by mode
- 24 hours continuous duty operation without overheating and duty cycles
- Automatic Start / Stop through electronic eyes with stand-by function
- Automatic reverse system in case of jamming
- Removable waste bin for easy emptying operations
- Does not need plastic bags
- Automatic stop for bin removal

CAPACITY UP TO 26 SHEETS

ENERGY SMART®

24 HOUR CONTINUOUS DUTY MOTOR

AUTOMATIC START/STOP THROUGH ELECTRONIC EYES

AUTOMATIC REVERSE SYSTEM

REMOVABLE WASTE BIN

DOES NOT REQUIRE PLASTIC BAGS



1: Shredding paper
Shreds up to 27 sheets of paper at a time by inserting them into the wide and convenient throat



2: Shredding CDs, DVDs and credit cards
Shreds CDs, DVDs and credit cards by inserting them into the wide and convenient throat (Kobra +1 SS4/SS6/SS7)



ENERGY SMART®
ENERGY SMART® management system with illuminated optical indicator for power saving stand-by mode



Carbon hardened cutting knives unaffected by staples and clips



Removable waste bin.
Transparent window on the front makes it simple to check the waste level. No need of plastic bags

Kobra+1

The KOBRA +1 is the latest engineering innovation in our model lineup. The +1 range of paper shredders include three models equipped with straight cut shredding capability and one cross cut model. No matter which model you choose, the unit will come equipped with the ENERGY SMART® Power System, which allows the unit to draw nearly no power in stand-by mode. The 24 Hour Continuous Duty Motor used in +1 models do not require lengthy cool down periods for efficient operation. This is unlike our competitors who use less reliable, duty cycle motors which stop and need to cool down during normal operation. With capacities of up to 27 sheets, the KOBRA +1 has unparalleled performance. All KOBRA +1 Models are equipped with front mounted, transparent bin windows to display shredded material level.

Kobra+1		SS4	SS6	SS7	CC4
Throat width	(mm)	230	230	230	230
Shred size	(mm)	3,8	5,8	7,5	3,5 x 40
Sheet capacity (A4 70 gr. paper)		17/19	23/25	25/27	12/14
Security Level	DIN 32757	2	2	1	3
	DIN 66399	P-2 0-2 T-2 E-2	P-2 0-2 T-2 E-2	P-1 0-1 T-2 E-2	P-4 T-4 E-3 F-1
Shreddable Material					
Waste bin volume	(l)	38,5	38,5	38,5	38,5
24 hour continuous duty motor		●	●	●	●
Dimensions (WxDxH)	cm	39x30x59	39x30x59	39x30x59	39x30x59



www.elcoman.it



2 shredder functions



ENERGY SMART® Personal and Office Shredder with Mobile Protection System and 2 Cutting Knives

- MOBILE PROTECTION SYSTEM: With transparent opening lid and automatic suspension closing
- 2 Shredder Functions: standard paper input and one media input (CDs, DVDs, etc.)
- 2 Separate Sets of Cutting Blades: one for paper and one for media (CDs, DVDs, etc.)
- Double Waste Bin: separates shredded material by type
- Dual electronic sensors cut off machine operation when lid is raised
- Wide throat for convenient paper shredding
- Available in 3 unique models
- Shreds up to 27 sheets of paper at a time
- ENERGY SMART®: power saving stand-by mode
- "Automatic Reverse" System in case of jamming
- 24 Hour Continuous Duty Motors: No duty cycle or timed cool down periods
- Automatic Start/Stop through electronic eyes
- Automatic Stop for bin removal

27 SHEETS

1: STANDARD SHREDDING:
Shred up to 27 sheets of paper at a time through the wide, convenient throat

2: SHRED CDs, DVDs, CREDIT CARDS:
Lift the cover and insert your media into the dedicated throat. Close the cover and the machine automatically shreds the material

TWO SEPARATE SETS OF CUTTING BLADES:
One for paper and one for CDs, DVDs and Credit Cards







4: MOBILE PROTECTION SYSTEM:
Encloses the second cutting throat and eases in the removal of jams and blockages. Also utilizes auto safety-stop



Kobra+2

The KOBRA +2 line offers its user an unprecedented level of versatility. With capacities up to 27 sheets and the mobile protection system, the +2 is the perfect addition to a professional work environment. The KOBRA +2 comes equipped with two sets of cutting blades. The first, for standard paper input, allows for convenient front entry and high capacities. The second entry, designed specifically for media (CDs, DVDs, credit cards, etc.) feeds its shredded material into a separate waste container. The double-waste bin feature provides the user with ease in the disposal of recycled material. Further enhancing the practicality of this machine is its ENERGY SMART® Power Management System, which uses nearly zero power in stand-by mode.

2 distinct integrated removable bins for separating shredded paper and plastic from CD-ROMs, DVDs and Credit Cards. Transparent window on the front makes it simple to check the level in each bin. No need for plastic bin bags

			
Kobra+2	SS4	SS7	CC2
Throat width (mm)	230	230	230
Shred size (mm)	3,8	7,5	1,9 x 13
Sheet capacity (A4 70 gr. paper)	17/19	25/27	7/8
Security Level	DIN 32757 2	1	4
	DIN 66399 P-2 0-2 T-2 E-2	P-1 0-1 T-2 E-2	P-5 T-5 E-4 F-2
Dedicated CD/DVD cutting unit	0-1 T-2 E-2	0-1 T-2 E-2	0-1 T-2 E-2
Shreddable Material			
Waste bin volume	Paper (l) 38,5	38,5	38,5
	CD/DVD (l) 1,5	1,5	1,5
24 hour continuous duty motor	●	●	●
Dimensions (WxDxH) cm	39x30x59	39x30x59	39x30x59



Watch the KOBRA +2 and KOBRA +3 range



www.elcoman.it



3 shredder functions



ENERGY SMART® Personal and office Cross-Cut Shredder with "THROW & SHRED" System

- Special "THROW AND SHRED" System with automatic feeder for shredding crumpled paper
- Carbon Hardened Steel Cutting Knives
- 3 shredder functions: Sheet Paper, Media (CDs, DVDs, Credit Cards etc.) and crumpled paper
- 2 Separate sets of cutting blades: one for paper and one for Media (CDs, DVDs, Credit Cards etc.)
- Double Waste Bin: separates shredded material by type
- MOBILE PROTECTION SYSTEM: with transparent opening lid and automatic suspension closing
- Wide throat for convenient paper shredding
- Shreds up to 14 sheets of paper at a time
- ENERGY SMART®: power saving stand-by mode
- 24 Hour Continuous Duty Motors: No duty cycle or timed cool down periods
- "Automatic Reverse" System in case of jamming
- Automatic Start/Stop through electronic eyes
- Automatic Stop for bin removal

14 SHEETS



1: STANDARD SHREDDING:
Shred up to 14 sheets of paper at a time through the wide, convenient throat



2: SHRED CDs, DVDs, CREDIT CARDS:
Lift the cover and insert your media into the dedicated throat. Close the cover and the machine automatically shreds the data material



3: SHRED CRUMPLED PAPER:
Simply lift the cover and throw crumpled paper into the machine. Close the cover and the special "Throw and Shred" system uses its automatic feeder, with revolving flaps, to shred the material



4: MOBILE PROTECTION SYSTEM
Encloses the second cutting throat and eases in the removal of jams and blockages. Also utilizes auto safety-stop



2 distinct integrated removable bins for separating shredded paper and plastic from CD-ROMs, DVDs and Credit Cards. Transparent window on the front makes it simple to check the level in each bin. No need for plastic bin bags

Kobra+3 with "THROW AND SHRED"

With capacities up to 14 sheets and 24 hour continuous duty motors, the KOBRA +3 will exceed the needs of your busy office environment. The newest innovation on this model is "THROW AND SHRED" technology. This system utilizes rotating flaps as an automatic feeder, allowing the user to throw crumpled paper into the unit. With two separate sets of cutting blades, you can be sure that the disposal of shredded material will be done with ease. Keeping track of bin capacity is made simple with a front mounted bin window. Equipped with KOBRA's ENERGY SMART® technology, the +3 not only helps protect the environment by reducing CO2 emissions, but saves money in energy usage.



Special "THROW AND SHRED" System with automatic feeder for shredding crumpled paper

Kobra+3		CC4
Throat width (mm)	230	
Shred size (mm)	3,5x40	
Sheet capacity (A4 70 gr. paper)	12/14	
Security Level	DIN 32757 DIN 66399	3 P-4 T-4 E-3 F-1
Dedicated CD/DVD cutting unit	0-1 T-2 E-2	
Shreddable Material		
Waste bin volume	Paper (l) CD /DVD (l)	38,5 1,5
24 hour continuous duty motor		●
Dimensions (WxDxH) cm		39x30x59



Watch the KOBRA +2 and KOBRA +3 range



Kobra 240



Multi-Purpose and Multimedia ENERGY SMART® shredder

- Compact and strong shredder with very high performances
- Available in 6 different versions in straight cut, cross cut or high security cut
- ENERGY SMART®: power saving stand-by mode
- 24 Hour Continuous Duty Motors: No duty cycle or timed cool down periods. Some models feature low noise/high performance motor
- Automatic Start/Stop through electronic eyes with stand-by function
- Automatic Stop when waste bin is out with light signal
- Does not require plastic bags
- Carbon hardened cutting knives take staples and paper clips
- Heavy duty chain drive with steel gears "SUPER POTENTIAL POWER UNIT" (all models)
- Equipped with a special double waste bin to separate shredded paper from plastic shreds (KOBRA 240 SS4/SS5)

CAPACITY UP TO 29 SHEETS
 ENERGY SMART®
 "SUPER POTENTIAL POWER UNIT"
 24 HOUR CONTINUOUS DUTY MOTOR
 AUTOMATIC START/STOP
 THROUGH ELECTRONIC EYES
 CONVENIENT 35 LITER WASTE BIN



ENERGY SMART® management system with illuminated indicators for zero power consumption in stand-by mode



Removable environmentally friendly Double Waste Bin equipped with an integrated special mechanism separating plastic shreds from shredded paper. Does not require plastic bags (KOBRA 240 SS4, KOBRA 240 SS5)

KOBRA 240

The KOBRA 240 line includes a variety of 6 models available with straight cut, cross cut or high security cut featuring outstanding performances. The KOBRA 240 can shred almost any job with its powerful continuous duty motor and the sturdy steel gears and metal chain "Super Potential Power Unit" driving system. Not to mention the unbelievable performance of the Multimedia shredders KOBRA 240 SS4 and KOBRA 240 SS5 which can shred CD-Roms, DVDs, Floppy Disks, paper, clips and staples. All models are equipped with the ENERGY SMART® system with efficient optically illuminated indicators for power saving stand-by mode and environmental protection.

Special designed carbon hardened cutting knives can shred CD-Roms, DVDs, Floppy Disks and paper (KOBRA 240 SS4 and KOBRA 240 SS5)

Automatic Start/Stop through electronic eyes. Safety stop light indicator for bin out. Integrated flap for CDs, DVDs, Floppy Disks and Credit Cards shredding

Kobra 240	SS2	SS4	SS5	C2	C4	HS	
Throat width (mm)	240	240	240	240	240	240	
Shred size (mm)	1,9	3,8	5,8	1,9 x 15	3,5 x 30	0,8 x 9,5 0,8 x 5	
Sheet capacity (A4 70 gr. paper)	13/15	24/26	27/29	8/10	13/15	6/8 3/4	
Security Level	DIN 32757 DIN 66399	2 P-3 T-3 E-2	2 P-2 O-2 T-2 E-2	4 P-2 O-2 T-2 E-2	3 P-5 T-5 E-4 F-2	5 P-6 F-3	6 P-7 F-3
Shreddable Material							
Waste bin volume (l)	35	35	35	35	35	35	
24 hour continuous duty motor	•	•	•	•	•	•	
Dimensions (WxDxH) cm	37 x 33 x 56	37 x 33 x 56	37 x 33 x 56	37 x 33 x 56	37 x 33 x 56	37 x 33 x 56	



www.elcoman.it

Kobra 240 Turbo Boost




Multi-Purpose and Multimedia ENERGY SMART® shredder

- Compact and strong shredder with very high performances
- Two models available in straight cut and two models available in cross cut
- "Turbo Boost" system for extra shredding capacity
- ENERGY SMART®: power saving stand-by mode
- 24 Hour Continuous Duty Motors: No duty cycle or timed cool down periods. Some models feature low noise/high performance motor
- Automatic Start/Stop through electronic eyes
- Automatic stop when waste bin is out with light signal
- Does not require plastic bags
- Carbon hardened cutting knives for Floppy Disks, CDs, DVDs and Credit Cards shredding
- Heavy duty chain drive with steel gears "SUPER POTENTIAL POWER UNIT" (all models)
- Equipped with a special Double Waste Bin to separate plastic shreds from shredded paper (all models)

CAPACITY UP TO 52 SHEETS
 "TURBO BOOST" ENERGY SMART®
 "SUPER POTENTIAL POWER UNIT"
 24 HOUR CONTINUOUS DUTY MOTOR
 AUTOMATIC START/STOP
 THROUGH ELECTRONIC EYES
 ENVIRONMENTALLY FRIENDLY
 REMOVABLE DOUBLE WASTE BIN
 35 LITER WASTE BIN



Illuminated optical indicators with ENERGY SMART® system for power saving stand-by mode and environmental protection



By pressing the Turbo switch the shredding capacity of the machine is increased by 30%



Sturdy heavy duty chain drive with steel gears

Kobra 240 C2 Turbo

Kobra 240 C4 Turbo

Kobra 240 SS4 Turbo



Kobra 240 SS5 Turbo



Removable environmentally friendly Double Waste Bin equipped with an integrated special mechanism separating plastic shreds from shredded paper. Does not require plastic bags (All models)

KOBRA 240 Turbo Boost

KOBRA 240 "Turbo Boost" shredders carry the latest and most advanced developments in the office paper shredder technology. Unbelievable performances: through the exclusive "Turbo Boost" system, this range of KOBRA shredders features unmatched shredding capacities both in straight-cut and cross-cut cutting systems.

The ENERGY SMART® management system with optical indicators is a standard on the Turbo Boost shredders for power saving stand-by mode. Powerful continuous duty motors and the sturdy steel gears with heavy duty chain drive "Super Potential Power Unit" ensure service free operation without duty cycles or overheatings.

Turbo shredders can shred paper, Floppy Disks, CDs, DVDs and Credit Cards separating plastic shreds from shredded paper. The technical data on the bottom of this page clearly demonstrates the technological advantage of the KOBRA 240 Turbo shredders compared to other similar products available on the market.

Kobra 240 Turbo	SS4 Turbo	SS5 Turbo	C2 Turbo	C4 Turbo
Throat width (mm)	240	240	240	240
Shred size (mm)	3,8	5,8	1,9 x 15	3,5 x 30
Sheet capacity (A4 70 gr. paper)	28/30	50/52	17/19	24/26
Security Level	2	2	4	3
	DIN 32757			
	DIN 66399			
Shreddable Material	P-2 0-2 T-2 E-2	P-2 0-2 T-2 E-2	P-5 T-5 E-4 F-2	P-4 0-3 T-4 E-3 F-1
Waste bin volume (l)	35	35	35	35
24 hour continuous duty motor	●	●	●	●
Dimensions (WxDxH) cm	37 x 33 x 56	37 x 33 x 56	37 x 33 x 56	37 x 33 x 56



Kobra 260



Mid-size Multimedia ENERGY SMART® shredder

- Medium sized office shredder with big features
- Available in 6 unique versions: straight cut, cross cut and high security cut
- ENERGY SMART®: power saving stand-by mode
- 24 Hour Continuous Duty Motors: No duty cycle or timed cool down periods. Some models feature low noise/high performance motor
- "Automatic Reverse" System in case of jamming
- Automatic start/stop through electronic eyes
- Automatic stop with light signal for bag full and open door
- Available with computer forms top shelf
- Cutting head takes staples and paper clips
- Heavy duty chain drive with steel gears "SUPER POTENTIAL POWER UNIT" (all models)
- 85 liter high quality steel cabinet (capacity of 1000 sheets in straight cut or 6000 sheets in High Security cut)

CAPACITY UP TO 31 SHEETS
ENERGY SMART®
"SUPER POTENTIAL POWER UNIT"
24 HOUR CONTINUOUS DUTY MOTOR
AUTOMATIC REVERSE
AUTOMATIC START/STOP THROUGH ELECTRONIC EYES
85 LITER STEEL CABINET
MOUNTED ON CASTERS



Illuminated optical indicator shows status of the ENERGY SMART® management system for power saving stand-by mode. Integrated flap facilitates shredding of CDs, DVDs, Floppy Disks and Credit Cards



Carbon hardened cutting knives unaffected by staples and clips

KOBRA 260

Whether you choose one of the 6 strip cut or cross cut models, the KOBRA 260 works hard to destroy private information created in the office.

The wide 260 mm. throat makes it easy to shred computer paper with tractor-feed margins and the high quality steel cabinet holds a higher volume of shredded materials. KOBRA 260 series are equipped with the ENERGY SMART® software along with optical indicators for automatic power saving stand-by mode and the "SUPER POTENTIAL POWER UNIT" driving system for longlasting and service free shredding operations.



Front door for easy emptying of collecting bag

Kobra 260	S2	S4	S5	C2	C4	HS
Throat width (mm)	260	260	260	260	260	260
Shred size (mm)	1,9	3,8	5,8	1,9 x 15	3,5 x 30	0,8 x 9,5 0,8 x 5
Sheet capacity (A4 70 gr. paper)	14/16	26/28	29/31	9/11	15/17	6/8 3/4
Security Level	DIN 32757	3	2	4	3	5 6
	DIN 66399	P-3 T-3 E-2	P-2 O-2 T-2 E-2	P-2 O-2 T-2 E-2	P-4 T-4 E-3 F-1	P-6 F-3 P-7 F-3
Shreddable Material						
Waste bin volume (l)	85	85	85	85	85	85
24 hour continuous duty motor	•	•	•	•	•	•
Dimensions (WxDxH) cm	43 x 31 x 83	43 x 31 x 83	43 x 31 x 83	43 x 31 x 83	43 x 31 x 83	43 x 31 x 83



Kobra 300



Mid-size Multimedia ENERGY SMART® shredder

- High performances office shredder
- Available in 5 different versions: straight-cut, cross-cut and High Security cut
- ENERGY SMART®: power saving stand-by mode
- 24 Hour Continuous Duty Motors: No duty cycle or timed cool down periods. Some models feature low noise/high performance motor
- "Automatic Reverse" System in case of jamming
- Automatic Start/Stop through electronic eyes
- Automatic stop with light signal for bag full and open door
- Available with computer forms top shelf
- Cutting head takes staples and paper clips
- Heavy duty chain drive with steel gears "SUPER POTENTIAL POWER UNIT" (all models)
- 85 liter high quality steel cabinet (capacity of 1000 sheets in straight cut or 6000 sheets in High Security cut)

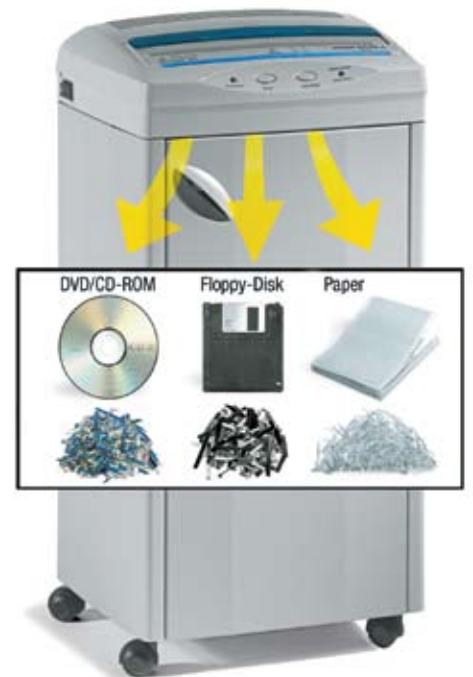
CAPACITY UP TO 46 SHEETS
ENERGY SMART®
"SUPER POTENTIAL POWER UNIT"
24 HOUR CONTINUOUS DUTY MOTOR
AUTOMATIC REVERSE
AUTOMATIC START/STOP THROUGH ELECTRONIC EYES
85 LITER STEEL CABINET
MOUNTED ON CASTERS



Integrated sliding flat makes Floppy Disks, CDs, DVDs and Credit Cards shredding easy. Illuminated optical indicator of the ENERGY SMART® system



Computer forms top shelf to save office space "Space Saving Design" (Shelf not included)



KOBRA 300

The KOBRA 300 range of office shredders has been developed to achieve outstanding shredding performance. A double motor drive technology operating in conjunction with two "SUPER POTENTIAL POWER UNITS" and the large entry paper opening allow easy and quick shredding of every paper size at the office with a variety of 6 different available security levels. No matter what type of media your data is on, paper, CDs, Floppy Disks, ID cards, the KOBRA 300 shredders will deliver the security level required for your application. The ENERGY SMART® management system monitors the power consumption on all KOBRA 300 models for energy cost savings and for environmental protection by reducing emission of carbon dioxide (CO2).

Model KOBRA 300 SS5 can shred up to 46 sheets of paper in one pass while the High Security model KOBRA 300 HS shreds up to 12 sheets in one pass. The KOBRA 300 range meets security levels for commercial applications to levels specifically needed by Military and Government offices.

Kobra 300	SS4	SS5	CC2	CC4	HS
Throat width (mm)	300	300	300	300	300
Shred size (mm)	3,8	5,8	1,9 x 15	3,5 x 30	0,8 x 9,5 0,8 x 5
Sheet capacity (A4 70 gr. paper)	32/34	42/46	15/17	22/24	10/12 5/6
Security Level	DIN 32757 2	2	4	3	5 6
	DIN 66399 0-2 T-2 E-2	P-2 0-2 T-2 E-2	P-5 T-5 E-4 F-2	P-4 0-3 T-4 E-3 F-1	P-6 P-7 F-3 F-3
Shreddable Material					
Waste bin volume (l)	85	85	85	85	85 85
24 hour continuous duty motor	●	●	●	●	● ●
Dimensions (WxDxH) cm	43 x 31 x 83	43 x 31 x 83	43 x 31 x 83	43 x 31 x 83	43 x 31 x 83



Kobra 385



EDP and office shredder

- Designed to shred EDP printouts
- Available in 3 versions with three different shred sizes, straight-cut or cross-cut
- ENERGY SMART®: power saving stand-by mode
- 24 Hour Continuous Duty Motors: No duty cycle or timed cool down periods. Some models feature low noise/high performance motor
- "Automatic Reverse" System in case of jamming
- SS4 available in the following version: table top computer forms shredder, with an enclosed standard cabinet or with a sliding "bellow", with a unique desk-mounting assembly
- Automatic Start/Stop through electronic eyes with stand-by function
- Automatic stop when shred bag is full and electronic door safety switch
- Cutting head takes staples and paper clips
- Heavy duty chain drive with steel gears "SUPER POTENTIAL POWER UNIT"
- 130 liter high quality steel cabinet

CAPACITY UP TO 22 SHEETS
 ENERGY SMART®
 "SUPER POTENTIAL POWER UNIT"
 24 HOUR CONTINUOUS DUTY MOTOR
 AUTOMATIC REVERSE
 AUTOMATIC START/STOP THROUGH ELECTRONIC EYES
 130 LITER STEEL CABINET
 MOUNTED ON CASTERS



Available with "desk mounting assembly" (only SS4 version)



Table top computer forms shredder (only SS4 version)



KOBRA 385

A powerful computer forms shredder ideally suited for all possible needs. Equipped with 24 hour continuous duty motor, it is available in four versions and three different shredding sizes for versatility which fits any office. All models are equipped with the ENERGY-SMART® management system.

Kobra 385	SS4	C2	C4
Throat width (mm)	385	385	385
Shred size (mm)	3,8	1,9x15	3,5x30
Sheet capacity (A4 70 gr. paper)	20/22	9/11	15/17
Security Level	DIN 32757 2	4	3
	DIN 66399 P-2 0-2 T-2 E-2	P-5 T-5 E-4 F-2	P-4 T-4 E-3 F-1
Shreddable Material			
Waste bin volume (l)	130	130	130
24 hour continuous duty motor	•	•	•
Dimensions (WxDxH) cm	58 x 35 x 85	58 x 35 x 85	58 x 35 x 85



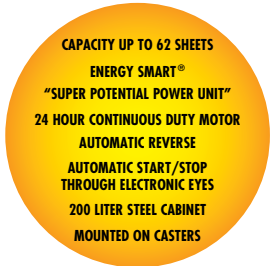
www.elcoman.it

Kobra 390-400



Heavy duty ENERGY SMART® office shredder

- High volume paper shredder
- Available in 6 different versions with straight or cross cut or high security mechanism
- Big shredding capacity
- ENERGY SMART®: power saving stand-by mode
- 24 Hour Continuous Duty Motors: No duty cycle or timed cool down periods. Some models feature low noise/high performance motor
- "Automatic Reverse" System in case of jamming
- Automatic Start/Stop through electronic eyes
- Automatic stop when shred bag is full and electronic door safety switch
- Automatic stop and reverse in case of paper jams
- Carbon hardened cutting head takes staples and clips
- Heavy duty chain drive with steel gears "SUPER POTENTIAL POWER UNIT" (all models)
- 200 liter high quality steel cabinet



ENERGY SMART® illuminated optical indicator for power saving stand by mode and environmental protection




Adjustable computer forms top shelf "Space Saving Design" (shelf not included). Integrated sliding flap makes Floppy Disks, CDs, DVDs and Credit Cards shredding easy



"State of the Art" electronic includes the ENERGY SMART® software and shredder functions control



Waste bag easy to remove (200 liters)



KOBRA 390-400

The KOBRA 390-400 line is designed to shred large quantities of paper. The KOBRA 390 shredders are designed to shred large quantities of computer print-outs, while the high performances of the straight cut and cross cut models of the KOBRA 400 satisfy even the most demanding customers. KOBRA 390-400 line features quiet operation, top quality and excellent performance. All models are equipped with the ENERGY SMART® management system with illuminated optical indicator for power saving stand by mode. Models KOBRA 400 C2 and 400 C4 reduce the volume of the shredded material through their special cross cut cutting mechanism which maintains high shredding capacities while KOBRA 400 HS and KOBRA 400 HS-6 may be the most powerful high security shredders today available on the market.

Kobra 390 & 400	390 S5	390 C4	400 S5	400 C2	400 C4	400 HS Auto-Oiler
Throat width (mm)	400	400	400	400	400	400
Shred size (mm)	5,8	3,9 x 40	5,8	1,9 x 15	3,9 x 40	0,8 x 9,5 0,8 x 5
Sheet capacity (A4 70 gr. paper)	31/33	24/26	60/62	29/31	44/48	17/19 8/10
Security Level	DIN 32757 2	3	2	4	3	5 6
	DIN 66399 P-2 0-2 T-2 E-2	P-4 0-3 T-4 E-3 F-1	P-2 0-2 T-2 E-2	P-5 0-4 T-5 E-4 F-2	P-4 0-3 T-4 E-3 F-1	P-6 F-3 P-7 F-3
Shreddable Material						
Waste bin volume (l)	200	200	200	200	200	200
24 hour continuous duty motor	•	•	•	•	•	• •
Dimensions (WxDxH) cm	60 x 48 x 93	60 x 48 x 93	60 x 48 x 93	60 x 48 x 93	60 x 48 x 93	60 x 48 x 93

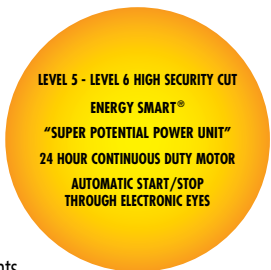


Kobra HS



High security shredders

- ENERGY SMART®: power saving stand-by mode
- Suitable to shred "Secret" and "Top Secret" Documents
- Automatic start/stop through electronic eyes
- Heavy duty chain drive with steel gears "SUPER POTENTIAL POWER UNIT"
- 24 Hour Continuous Duty operation without overheating and duty cycles



- KOBRA 240 HS**
 - Suited to shred low and medium volumes of "classified" and "Top Secret" documents
 - 35 liter removable waste bin. Does not require plastic bags
- KOBRA 260 HS**
 - Ideally suited to shred medium volumes of "classified" and "Top Secret" documents
 - "Automatic Reverse" System in case of jamming
 - 85 liter high quality steel cabinet
- KOBRA 260 HS-2**
 - Powerful high security shredder with a combined power of 2 motors for medium-high volumes of "classified" and "Top Secret" documents
 - "Automatic Reverse" System in case of jamming
 - Can be equipped with an emergency manual system to shred paper in case of power black out
 - 85 liter high quality steel cabinet
- KOBRA 300 HS**
 - Powerful high security shredder with a combined power of 2 motors for medium-high volumes of "classified" and "Top Secret" documents
 - "Automatic Reverse" System in case of jamming
 - 85 liter high quality steel cabinet

ENERGY SMART® Power Management System with illuminated indicators, for power saving stand-by mode



Manual crank, on the 260 HS-2, to shred documents in case of power loss (crank not included)



Available KOBRA Accu-Flow Automatic Oiling System eliminates the need for manual lubrication



KOBRA HS

High security shredders for "Classified" and "Top Secret" documents. All models equipped with the ENERGY SMART® management system for power saving stand-by mode and with heavy duty chain drive and steel gear.

High security (Level P-6) The 0,8 X 9,5 mm. high security cut meets the highest security standards for shredding of "Classified" and "Top Secret" documents combined with maximum shredding performances.

A special cutting system built with 1,200 components can shred a single A4 sheet of paper in about 10,000 micro-chips which becomes absolutely unreadable even if special electronic optical microscopes are used. Tested and approved by many International Governments and Military Bodies these shredders are also being used by the US Department of States, the CIA and the National Security Agency. Model KOBRA 260 HS-2 is featuring a special dedicated manual mechanism which allows to shred "Top Secret" documents in case of no power supply (emergencies, military or terrorism attacks).

High security (Level p-7) All High Security models are available with the new High Security cut of 0,8 X 5 mm. which meets the latest shredding Standards issued by the National Security Agency (NSA/CSS Specification 02-01) of the US Government. An A4 sheet of paper is shredded into 16.500 micro-shreds.



KOBRA High Security shredders are regularly used by the heads of States at the G8 Summits

KOBRA HS	240 HS		260 HS		260 HS-2		300 HS			
Throat width (mm)	240		260		260		300			
Shred size (mm)	0,8x9,5	0,8x5	0,8x9,5	0,8x5	0,8x9,5	0,8x5	0,8x9,5	0,8x5		
Sheet capacity (A4 70 gr. paper)	6/8	3/4	6/8	3/4	11/13	5/6	10/12	5/6		
Security Level	DIN 32757		5		6		5		6	
	DIN 66399		P-6	P-7	P-6	P-7	P-6	P-7	P-6	P-7
	F-3	F-3	F-3	F-3	F-3	F-3	F-3	F-3	F-3	
Shreddable Material										
Waste bin volume (l)	35	35	85		85		85			
24 hour continuous duty motor	●		●		●		●			
Dimensions (WxDxH) cm	37 x 33 x 56		43 x 31 x 83		50 x 38 x 85		43 x 31 x 83			



Kobra 400 HS Auto-Oiler



ENERGY SMART® Auto Oiler High Security shredder

- Suitable to shred "Classified" and "Top Secret" documents
- Available with a 0,8 X 9,5 mm or a 0,8 X 5 mm. cutting system
- "Automatic Oiling System": automatically lubricates cutting knives
- ENERGY SMART®: power saving stand-by mode
- Automatic start/stop through electronic eyes
- "Automatic reverse" system in case of jamming
- Heavy duty chain drive with steel gears "SUPER POTENTIAL POWER UNIT"
- 24 hour continuous duty shredding operations: no overheatings, no duty cycles
- 200 liter high quality steel cabinet with 15.000 sheets capacity
- Can be equipped with the special KOBRA SHRED GUARD Metal detector system



Kobra 400 HS Auto-Oiler

"AUTOMATIC OILER"
Special automatic integrated oiling system. Automatically lubricates cutting knives during the operation of the shredder for continuous maximum shredding capacity



ENERGY SMART® illuminated optical indicator for power saving stand by mode and environmental protection

Kobra 400 HS Auto-Oiler

Powerful high security shredder with the highest capacity and a 400 mm. throat to shred high volumes of "Classified" and "Top Secret" documents. Equipped with an integrated automatic oiling system for automatic lubrication of the cutting knives allows to maintain continuous maximum shredding capacities without any interruption of shredding for manual lubrications. Available with a 0,8 X 9,5 mm (Level 5) cutting system or with the special 0,8 X 5 mm. cutting system which meets the latest NSA/CSS Specification 02-01 issued by the National Security Agency of the US Government. KOBRA 400HS is the most powerful high security shredder for "Top Secret" shredding operations.

Tested and approved by many International Governments and Military Bodies, these shredders are also being used by the US Department of States, the CIA and the National Security Agency.



KOBRA SHRED GUARD – METAL DETECTOR

Special accessory designed to work with the KOBRA 400 HS Auto-Oiler shredders. Detects any type of metal which can be introduced into the shredder. KOBRA SHRED GUARD stops the machine preventing damage to the cutting system. A blue flashing light warns the operator of the presence of metal. (Available on model KOBRA 400 HS Auto-Oiler)

* KOBRA SHRED GUARD is intended as a device for extra protection of the cutting system. Operator's attention to the type of material being shredded is always required.

KOBRA 400 HS AUTO-OILER

Throat width (mm)	400	
Shred size (mm)	0,8x9,5	0,8x5
Sheet capacity (A4 70 gr. paper)	17/19	8/10
Security Level	DIN 32757	5 6
	DIN 66399	P-6 P-7 F-3 F-3
Shreddable Material		
Waste bin volume (l)	200	
24 hour continuous duty motor	●	
Dimensions (WxDxH) cm	60 x 48 x 93	



Kobra HS Optical Media



Optical Media High Security shredders with Automatic Oiler

- Two models suitable for optical media high security shredding (KOBRA 400 HS-OM) and for the combination of paper and optical media (KOBRA 400 HS-Combi)
- Special 1.5 x 2.5 mm. cutting system for optical media
- KOBRA 400 HS-Combi is available in two different cut sizes (NSA Level 5 & 02-01)
- "ACCU-FLOW" Automatic Oiler automatically lubricates cutting knives and eliminates the need for manual lubrication
- ENERGY SMART®: power saving stand-by mode
- Automatic Start/Stop through electronic eyes
- Heavy duty chain drive with steel gears "SUPER POTENTIAL POWER UNIT"
- 24 hour continuous duty operation with no overheating or duty cycles
- "Automatic reverse" system in case of jamming
- Strong and re-usable plastic bag for destroyed optical media
- High quality steel cabinet on casters for easy movement
- Does not require a dedicated line (standard office outlet)
- Can be equipped with the special KOBRA SHRED GUARD Metal detector system

HIGH SECURITY CUT
CAPACITY UP TO 1.500
OPTICAL MEDIA PER HOUR

AUTOMATIC OILER ENERGY SMART®
"SHRED GUARD" AUTOMATIC REVERSE
"SUPER POTENTIAL POWER UNIT"
POWERFUL 24 HOUR CONTINUOUS DUTY
2.100 WATT MOTOR
AUTOMATIC START/STOP
THROUGH ELECTRONIC EYES
STEEL CABINET
MOUNTED ON CASTER



130 mm throat for easy insertion of optical media (CDs, DVDs, Credit Cards, Blue-Ray discs, etc.)



Two separate throats for paper entry and optical media entry



Automatic Oiler:
Special integrated oiling system automatically lubricates the high security cutting head. This ensures blade protection and maximum performance



2 bags separate plastic shreds from paper shreds: 80 liter strong re-usable bag for CD, DVD, Blue-Ray and credit card shreds and 110 liter recyclable bag for paper shreds (Kobra 400 HS-COMBI)



Kobra 400 HS-OM

Kobra 400 HS-COMBI



Kobra 400 HS-OM & Kobra 400 HS-COMBI

For your optical media destruction needs, KOBRA offers a range with unparalleled practicality, performance and efficiency. This line offers nearly unlimited versatility for your high security shredding applications. With two available models, both equipped with KOBRA's ENERGY SMART® Technology, the 400 HS-OM and 400 HS-Combi allow its user to safely destroy their top secret materials, protect the environment and save on energy cost. While the KOBRA 400 HS-OM is the perfect choice for the destruction of optical media, the KOBRA 400 HS-Combi allows its operator to shred paper in addition to optical media. The Combi utilizes two sets of dedicated cutting knives and two entry throats for the destruction of both types of materials. Both the KOBRA 400 HS-OM and KOBRA 400 HS-Combi are equipped with special integrated automatic oiling systems. KOBRA's Automatic Oiling System ensures maximum input capacities and protects the unit's cutting knives. This feature and KOBRA's world-renown reputation guarantee the ultimate in high security document destruction.



Two Separate Sets of Cutting Blades:
Dedicated cutting knives for the destruction of both paper and optical media



Kobra SHRED GUARD – METAL DETECTOR

Special accessory designed to work with the KOBRA 400 HS Auto-Oiler shredders. Detects any type of metal which can be introduced into the shredder. KOBRA SHRED GUARD stops the machine preventing damage to the cutting system. A blue flashing light warns the operator of the presence of metal. (Available on model KOBRA 400 HS-COMBI)

* KOBRA SHRED GUARD is intended as a device for extra protection of the cutting system. Operator's attention to the type of material being shredded is always required

	KOBRA 400 HS	OM	COMBI HS	COMBI HS-6
Throat width (mm)	130	240/130	240/130	240/130
Shred size (mm)	1,5x2,5	0,8x9,5	0,8x5	0,8x5
Sheet capacity (A4 70 gr. paper)	17/19	5	6	6
Security Level	DIN 32757 DIN 66399	0-6 T-6 E-5	P-6 0-6 T-6 E-5 F-3	P-7 0-6 T-6 E-5 F-3
Shreddable Material				
Waste bin volume (l)	80 (re-usable)	110+80 (re-usable)	110+80 (re-usable)	110+80 (re-usable)
24 hour continuous duty motor	●	●	●	●
Dimensions (WxDxH) cm	60 x 48 x 93	60 x 48 x 93	60 x 48 x 93	60 x 48 x 93

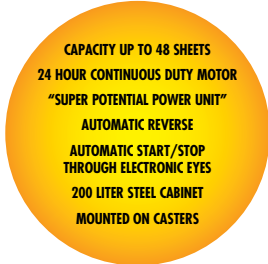


Kobra 400 WB



Centralized shredder

- Ideally suited to shred documents and paper coming from office waste baskets and/or EDP printout paper
- High cross cut shredding capacity which reduces the volume of shredded materials
- Electronic Start/Stop with Stand-by function. Also features manual operation mode, for continuous shredding
- Automatic mechanical feeding system utilizes revolving flaps to feed materials into cutting head
- Heavy duty chain drive with steel gears "SUPER POTENTIAL POWER UNIT"
- 24 hour continuous duty operation with no overheating or duty cycles
- Automatic reverse system in case of jamming
- Automatic stop with light signal for bag full and open door
- Carbon hardened steel cutting knives unaffected by staples and clips
- Steel cabinet mounted on casters
- 200 liter waste bag for easy removal of shredded materials



The KOBRA 400WB, with its hopper, allows its user to simply empty the contents of their waste paper basket directly into the machine



Automatic mechanical feeding system with revolving flaps

KOBRA 400 WB

If your office requires the centralized destruction of both paper and the contents of waste paper baskets, the KOBRA 400 WB is the most logical choice. With its carbon hardened cutting knives, cross cut shred type, steel gears and chain drive, the KOBRA 400 WB is the pinnacle of heavy duty paper shredding. Mounted on casters for ease of motion and requiring no dedicated line, the KOBRA 400 WB was designed with practicality in mind. If your needs require a standard paper shredding, simply feed your paper into the front paper throat. With the 400 WB's automatic mechanical feeding system, destroying the confidential information in your office's waste paper baskets has never been so easy. With either input option, the powerful continuous duty motor will ensure its complete destruction. This practical shredder is the ideal solution for any business requiring power, efficiency and versatility.



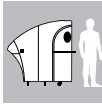
KOBRA 400 WB

Throat width (mm)	400
Shred size (mm)	3,9 x 40
Sheet capacity (A4 70 gr. paper)	44/48
Security Level	3
	DIN 32757
	DIN 66399
Shreddable Material	P-4 0-3 T-4 E-3 F-1
Waste bin volume (l)	200
24 hour continuous duty motor	●
Dimensions (WxDxH) cm	60 x 48 x 163





Kobra Cyclone + Compactor C-500



Multi-Purpose high volume industrial shredder

- Specially designed for large quantities of paper, cardboard, carton boxes, Floppy disks, Blu-Ray, CDs, DVDs and even aluminium cans and plastic bottles
- Innovative shredding system based on a turbine combined with High Speed Rotating Blades delivers any level of security and bulk reduction required for the application
- Shreds up to 500 sheets of paper at a time regardless of the particle size
- Shredding output up to 420 Kg. (940 lbs) of paper per hour (Theoretical output)
- Particle size (security level) can be changed easily at any time to meet the required security level for the material being shredded
- No oiling of cutting knives. No lubrication. Easy to use without any maintenance operation
- Shredding system based on air flow delivers the highest level of reliability
- Just drop up to 500 sheets of paper into the turbine chamber and leave it to the Cyclone. The Cyclone will get the job done. The Kobra Cyclone does it all quickly and with no jams. It also turns automatically off when shredding is completed for maximum energy and time efficiency
- Delivered with built-in trolley for easy transport and replacement of the disposal bag
- Kobra Cyclone with the Kobra Compactor C-500 compresses and reduces the volume of the shredded paper
- IE2 high efficiency motor. Can save a considerable electrical energy/year cost



Equipped with high efficiency motor



Rear window for easy checking of waste bag level



KOBRA CYCLONE

Kobra Cyclone is the ultimate development in shredding technology. Blades rotating at a very high speed combined with the power of a turbine providing the unit with an airflow allow the shredding of up to 500 sheets of paper at a time as well as the shredding of many other types of materials into 5 different available particle sizes. The size of the particles (Security Level) can be chosen when ordering the machine and it will always be possible to change the Security Level any time after installation of the unit with a simple operation to adapt to any shredding need. Shredding capacity of 500 sheets at a time remains unchanged with any Security Level installed in the machine. A rear window allows easy checking of waste bag level while plastic bags can be easily removed and disposed of assisted by the built-in-trolley. Kobra Cyclone is also equipped with an integrated vacuum system specifically designed to provide the operator with clean and dust free shredding environment. The Cyclone is built with a double insulated shredding chamber and special plastic outer housing enclosure for low noise operation. Kobra Cyclone can reach an impressive shredding output of 420 Kg. (940 lbs) per hour (Theoretical output) without requiring any oiling of cutting knives or special maintenance. This makes the Kobra Cyclone easy to use for everybody at the office.

KOBRA CYCLONE + COMPACTOR C-500

The Kobra Compactor model C-500 is designed to work with the Cyclone industrial shredder when paper is being shredded. When shredding other materials, you simply remove the compactor and use standard Cyclone disposal bags. This optional accessory compresses and reduces the volume of the shredded paper by 4 to 5 times to minimize the space required for disposal. Easy to install and operate, the Kobra Compactor C-500 will work with any Cyclone security level screen. Compacted shredded paper can be collected into any type of container or into plastic waste bags.



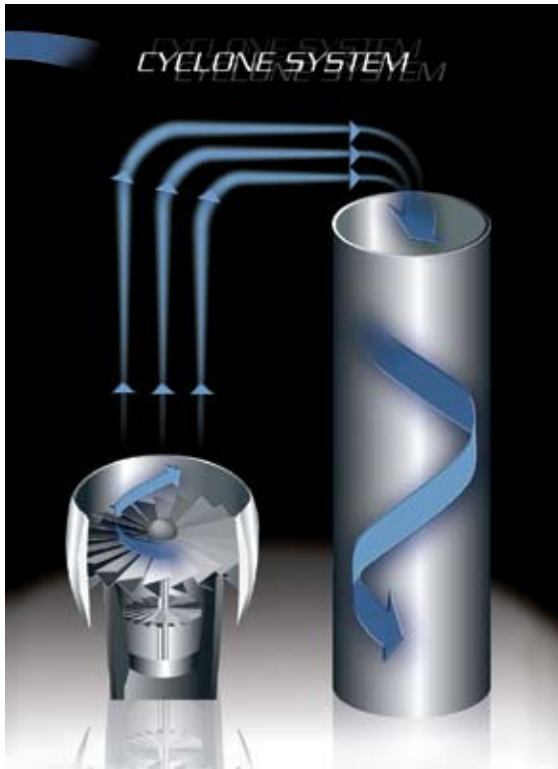
Kobra CYCLONE (standard version)
Kobra Cyclone utilizes a plastic waste bag to store shredded materials in an internal storage compartment. Full bags are easily removed and disposed of assisted by the built-in-trolley

Kobra CYCLONE + COMPACTOR C-500
Kobra Cyclone can be attached to the optional Compactor model C-500 designed to reduce by 4-5 times the volume of the shredded paper

* Shredded and compacted paper can be collected into any type of container or into plastic waste bags

* Kobra Compactor C-500 is designed and suitable for compacting paper only

* Collection bin not included




KOBRA CYCLONE
how it works, the technology

Kobra Cyclone is equipped with a turbine generating a high pressure air flow and sets of high speed rotating blades. By making the air stream spin, particles are subjected to centrifugal forces and deposited from the air flow into the disposal bag. This unique shredding system, delivers the highest shredding performance and efficiency along with maximum flexibility in choosing the correct Security and bulk reduction Level for a given application. Cyclone does not require the special maintenance and complicated oiling procedures that other machines with similar output rates do. Cyclone is designed for high volume shredding and maintenance free operation.



Watch the Kobra Cyclone in action



Kobra Cyclone can shred 500 sheets of paper at a time and Cardboard, Carton Boxes, Floppy disks, Blu-Ray, CDs, DVDs, Credit Cards, Plastic Bottles and Aluminium Cans

Control panel



Kobra Cyclone is operated through a conveniently located and easy to use control panel. Just press the start button, throw the material into the large entry opening and leave. Kobra Cyclone will automatically shred everything and go into stand-by mode when shredding is completed. A Load Meter positioned in the center of the control panel measures the actual load on the turbine and on the rotating blades and shows the operator the availability of the shredding capacity at any time during intensive and continuous shredding jobs. By following the Load Meter indications the operator can take advantage of the full shredding output and power of the Kobra Cyclone.

Available security levels

5 different Security Levels are available with the Kobra Cyclone. It is possible to switch the machine to any of the available Security Levels by a simple modification which takes only a few minutes. This unique feature allows the Cyclone to produce the output particles which meet the requirements of the most demanding applications in terms of bulk reduction, shredding speed and security. The highest Security Level (Level 006) sets the machine for high security shredding, maximum bulk reduction of shredded material and minimum shredding output per hour. At the other end of the spectrum the lowest Security Level sets the machine for minimum bulk reduction of shredded material and maximum shredding output per hour. Shredding capacity of the Kobra Cyclone will remain at 500 sheets regardless of the Security Level installed. The following chart is a helpful guide for choosing the correct set up on the Kobra Cyclone and it shows with a 1:1 ratio the available Security Levels and the suggested use of each Level according to shredding output per hour.

Level 006	Level 005	Level 004	Level 003	Level 002
<p><i>High Security shredding for very classified documents. Military and Government use. Similar to Level P-7 DIN 66399. Maximum bulk reduction of shredded material. Shredding output 70-80 Kg. (155-180 lbs) per hour (Theoretical Output)</i></p>	<p><i>High Security, suitable for Embassies, Military and Government offices. Similar to Level P-6 DIN 66399. Very high bulk reduction of shredded material. Shredding output 100-120 Kg. (225-265 lbs) per hour (Theoretical Output)</i></p>	<p><i>Security Level suitable for destruction of classified documents. Similar to Level P-4 DIN 66399. Increased bulk reduction of shredded material. Shredding output 200-230 Kg. (445-500 lbs) per hour (Theoretical Output)</i></p>	<p><i>This Security Level is suggested for most common commercial shredding jobs. Similar to Level P-2 DIN 66399. Combines an excellent degree of security, bulk reduction of shredded material and shredding output. Shredding output 300-320 Kg. (670-715 lbs) per hour (Theoretical Output)</i></p>	<p><i>Low degree of bulk reduction of shredded paper. Similar to Level P-2 DIN 66399. Shredding output 400-420 Kg. (900-940 lbs) per hour (Theoretical Output)</i></p>

TECHNICAL DATA



ENERGY SMART®
Management system
for power saving stand-by mode

KOBRA®
Shred

PERSONAL AND DESKSIDE SHREDDER

MULTI-PURPOSE AND MULTIMEDIA ENERGY SMART® SHREDDER



KOBRA 50		KOBRA+1					KOBRA+2			KOBRA+3		KOBRA 240 KOBRA 240 TURBO BOOST					KOBRA 260				
----------	--	---------	--	--	--	--	---------	--	--	---------	--	------------------------------------	--	--	--	--	-----------	--	--	--	--

MODEL		S-50/4		S-50/6		SS4	SS6	SS7	CC4	SS4	SS7	CC2	CC4	SS2	SS4	SS5	C2	C4	S2	S4	S5	C2	C4
		SS4 Turbo		SS5 Turbo		C2 Turbo		C4 Turbo															
Throat width (mm)		220	220	230	230	230	230	230	230	230	230	230	230	240	240	240	240	240	260	260	260	260	260
Shred size (mm)		3,9	5,8	3,8	5,8	7,5	3,5x40	3,8	7,5	1,9x13	3,5x40	1,9	3,8	5,8	1,9x15	3,5x30	1,9	3,8	5,8	1,9x15	3,5x30	1,9	3,8
Sheet capacity* A4/70gr. m²		4/6	7/9	17/19	23/25	25/27	12/14	17/19	25/27	7/8	12/14	13/15	24/26	27/29	8/10	13/15	14/16	26/28	29/31	9/11	15/17	14/16	26/28
Security Level	DIN 32757	2	2	2	2	1	3	2	1	4	3	3	2	2	4	3	3	2	2	4	3	3	2
	DIN 66399	P-2	P-2	P-2	P-2	P-1	P-4	P-2	P-1	P-5	P-4	P-3	P-2	P-2	P-5	P-4	P-3	P-2	P-2	P-5	P-4	P-3	P-2
CREDIT CARD		—	T-2	T-2	T-2	T-2	T-4	T-2	T-2	T-5	T-4	T-3	T-2	T-2	T-5	T-4	T-3	T-2	T-2	T-5	T-4	T-3	T-2
FLOPPY		—	—	—	—	—	—	—	—	—	—	—	T-2	T-2	—	—	—	—	T-2	T-2	—	—	—
CD-ROM/DVD		—	—	0-2	0-2	0-1	—	0-2	0-1	—	—	—	0-2	0-2	—	—	—	—	0-2	0-2	—	—	—
FILM		—	—	—	—	—	F-1	—	—	F-2	F-1	—	—	—	F-2	F-1	—	—	—	F-2	F-1	—	—
CHIP CREDIT CARD		—	E-2	E-2	E-2	E-2	E-3	E-2	E-2	E-4	E-3	E-2	E-2	E-2	E-4	E-3	E-2	E-2	E-2	E-4	E-3	E-2	E-3
USB		—	—	—	—	—	—	—	—	—	—	—	—	—	—	—	—	—	—	—	—	—	—
ENERGY SMART® management system				•	•	•	•	•	•	•	•	•	•	•	•	•	•	•	•	•	•	•	•
Speed** (m/sec.)		variable		0,025	0,025	0,025	0,035	0,025	0,025	0,035	0,035	0,09	0,09	0,09	0,09	0,07	0,1	0,06	0,1	0,1	0,1	0,07	0,07
Noise Level (dba)		60	60	55	55	55	55	55	55	55	55	55	55	55	55	61	61	55	55	55	61	61	61
Waste bin/bag volume (l.)		18	18	38,5	38,5	38,5	38,5	38,5	38,5	38,5	38,5	35	35	35	35	35	85	85	85	85	85	85	85
Voltage (V/50-60 Hz)		230	230	230	230	230	230	230	230	230	230	230	230	230	230	230	230	230	230	230	230	230	230
Power (Watt)		230	230	250	250	250	250	250	250	250	250	460	460	460	460	460	460	460	460	460	460	460	460
Automatic start/stop (•• sensor) (• electronic eyes)		••	••	•	•	•	•	•	•	•	•	•	•	•	•	•	•	•	•	•	•	•	•
Open door/Bin out stop with light signal				•	•	•	•	•	•	•	•	•	•	•	•	•	•	•	•	•	•	•	•
Bag full stop with light signal																		•	•	•	•	•	•
24 hour continuous duty motor (standard mode)				•	•	•	•	•	•	•	•	•	•	•	•	•	•	•	•	•	•	•	•
Motor thermal protection		•	•	•	•	•	•	•	•	•	•	•	•	•	•	•	•	•	•	•	•	•	•
Automatic Reverse				•	•	•	•	•	•	•	•							•	•	•	•	•	•
Dimensions (cm)	W.	31	31	39	39	39	39	39	39	39	39	37	37	37	37	37	43	43	43	43	43	43	43
	D.	20	20	30	30	30	30	30	30	30	30	33	33	33	33	33	31	31	31	31	31	31	31
	H.	45	45	59	59	59	59	59	59	59	59	56	56	56	56	56	83	83	83	83	83	83	83
Weight (kg.)		3	3	13	13	13	14	13	13	14	14	14	14	14	14	18	18	30	30	30	32	32	32
ACCESSORIES:																							
Computer form shelf																		•	•	•	•	•	•
Plastic waste bags																		•	•	•	•	•	•

*Capacity may differ in 60 Hz machines **Speed calculated at 60 Hz as knife outside diameter x rpm

LEGEND DIN 66399 PAPER P CD/DVD O FLOPPY T CREDIT CARD T CHIP CREDIT CARD E USB E FILM F



Straight-cut



Cross-cut



HS high security



www.elcoman.it

				EDP AND OFFICE SHREDDER				HEAVY DUTY SHREDDER			HIGH SECURITY LEVEL5 - LEVEL 6							CENTRALIZED	INDUSTRIAL		
KOBRA 300				ENERGY SMART® KOBRA 385			ENERGY SMART® KOBRA 390		ENERGY SMART® KOBRA 400			ENERGY SMART® KOBRA HS							KOBRA	KOBRA	
SS4	SS5	CC2	CC4	SS4	C2	C4	S5	C4	S5	C2	C4	240 HS	260 HS	260 HS-2	300 HS	400 HS	400 HS-OM	400 HS COMBI	400 WB	CYCLONE	COMPACTOR C-500
																Auto-Oiler	Auto-Oiler	Auto-Oiler			
300	300	300	300	385	385	385	400	400	400	400	400	240	260	260	300	400	130	130 (CD/DVD) 240 (Paper)	400	325x220 (WxH)	
3,8	5,8	1,9x15	3,5x30	3,8	1,9x15	3,5x30	5,8	3,9x40	5,8	1,9x15	3,9x40	0,8x9,5 0,8x5	0,8x9,5 0,8x5	0,8x9,5 0,8x5	0,8x9,5 0,8x5	0,8x9,5 0,8x5	—	0,8x9,5 0,8x5	3,9x40	See Cyclone brochure	
32/34	42/46	15/17	22/24	20/22	9/11	15/17	31/33	24/26	60/62	29/31	44/48	6/8 3/4	6/8 3/4	11/13 5/6	10/12 5/6	17/19 8/10	—	17/19 8/10	44/48	500	
2	2	4	3	2	4	3	2	3	2	4	3	5 6	5 6	5 6	5 6	5 6	Top Secret	5 6	3	See Cyclone brochure	
P-2	P-2	P-5	P-4	P-2	P-5	P-4	P-2	P-4	P-2	P-5	P-4	P-6 P-7	P-6 P-7	P-6 P-7	P-6 P-7	P-6 P-7		P-6 P-7	4		
T-2	T-2	T-5	T-4	T-2	T-5	T-4	T-2	T-4	T-2	T-5	T-4	—	—	—	—	—	T-6	T-6 T-6	T-4	45.000 per hour	
T-2	T-2	—	—	—	—	—	T-2	T-4	T-2	T-5	T-4	—	—	—	—	—	T-6	T-6 T-6	T-4		
O-2	O-2	—	O-3	O-2	—	—	O-2	O-3	O-2	O-4	O-3	—	—	—	—	—	O-6	O-6 O-6	O-3	15.000 per hour	
—	—	F-2	F-1	—	F-2	F-1	—	F-1	—	F-2	F-1	F-3	F-3	F-3	F-3	F-3	—	F-3 F-3	F-1		
E-2	E-2	E-4	E-3	E-2	E-4	E-3	E-2	E-3	E-2	E-4	E-3	—	—	—	—	—	E-5	E-5 E-5	E-3	7.000 per hour	
—	—	—	—	—	—	—	—	—	E-2	E-4	E-3	—	—	—	—	—	—	—	E-3		
•	•	•	•	•	•	•	•	•	•	•	•	•	•	•	•	•	•	•	•		
0,09	0,09	0,1	0,07	0,12	0,1	0,07	0,09	0,09	0,12	0,12	0,12	0,07	0,07	0,1	0,08	0,12	0,15	0,15	0,12	Up to 420 Kg. per hour (Theoretical output)	
60	60	61	61	55	61	61	60	62	60	61	68	61	61	59	61	60	60	60	65	75/85	
85	85	85	85	130	130	130	200	200	200	200	200	35	85	85	85	200	80	80 +110	200	400	
230	230	230	230	230	230	230	230	230	230	230	230	230	230	230	230	230	230	230	230	380/400 - 3 phases + neutral	
920 (2 motors x 460 each)	920 (2 motors x 460 each)	920 (2 motors x 460 each)	920 (2 motors x 460 each)	460	460	460	920 (2 motors x 460 each)	920 (2 motors x 460 each)	2100	2100	2100	460	460	700 (2 motors x 350 each)	920 (2 motors x 460 each)	2100	2100	2100	2100	6.000	2.200
•	•	•	•	•	•	•	•	•	•	•	•	•	•	•	•	•	•	•	•	Manual start Automatic stop	Manual start Automatic stop
•	•	•	•	•	•	•	•	•	•	•	•	•	•	•	•	•	•	•	•		
•	•	•	•	•	•	•	•	•	•	•	•	•	•	•	•	•	•	•	•		
•	•	•	•	•	•	•	•	•	•	•	•	•	•	•	•	•	•	•	•		
•	•	•	•	•	•	•	•	•	•	•	•	•	•	•	•	•	•	•	•		
43	43	43	43	58	58	58	60	60	60	60	60	37	43	50	43	60	60	60	60	80	110
31	31	31	31	35	35	35	48	48	48	48	48	33	31	38	31	48	48	48	48	212	60
83	83	83	83	85	85	85	93	93	93	93	93	56	83	85	83	93	93	93	163	210	148
37	37	39	39	33	35	35	78	90	82	96	96	15	30	52	40	110	98	110	140	440	220
•	•	•	•	•	•	•	•	•	•	•	•	•	•	•	•	•	•	•	•		
•	•	•	•	•	•	•	•	•	•	•	•	•	•	•	•	•	•	•	•		

Specifications in this publication are subject to change without notice

KOBRA® and ENERGY SMART® are registered trademarks



KOBRA® shredders are built according to CE standards and carry the most International recognized safety marks



UNI EN ISO 9001:2008 Cert. No. 9105.EE.16 ISO 9000 REGISTERED QUALITY COMPANY

KOBRA[®]

GUILLOTINES TRIMMERS





SUPER CUT SYSTEM

SUPER CUT SYSTEM



All our KOBRA guillotines are equipped with our new "SUPER CUT" system featuring special carbon hardened steel blades unaffected by the wearing action of the materials to cut and, therefore, they provide longlasting cutting operations with the same cutting precision through the years.

Main feature of our KOBRA "SUPER CUT" system is the high quality 65° sharpening of the cutting blades which delivers smooth, accurate and reliable cuts.

The "SUPER CUT" system is a standard feature in the KOBRA guillotine line, from the KOBRA 360-EM up to the professional model KOBRA 550-AP.

"SUPER CUT" system:
accuracy smoothness and durability.



Kobra Cut


GUILLOTINES

**Kobra 360-EM
Kobra 430-EM**



- High performances guillotines at an affordable cost
- Manual paper press with a built-in safety guard
- Carbon hardened steel precision blade and counterblade
- Adjustable back gauge
- Solid steel base with screen printed paper sizes in mm and inches

**Kobra 360-A
Kobra 460-A**



- Convenient and easy to use
- Can do almost every cutting job
- Innovative automatic and progressive paper press
- Special transparent Lexan hand safety guard
- Adjustable back gauge
- Carbon hardened steel precision blade and counterblade
- Solid steel base with screen printed paper sizes in mm and inches
- High cutting capacity and extra large cutting width for model KOBRA 460-A

Kobra 460-AP



- Same features of model KOBRA 460-A
- Very easy to use
- Equipped with a high precision gear driven front paper bar for perfect paper alignment

Kobra 550-AP



- Professional guillotine with largest cutting width
- Easy and convenient to use
- Automatic paper press combined with precision gear driven paper stop front bar for perfect paper alignment and cutting accuracy
- Special transparent Lexan hand safety guard
- Solid steel base with screen printed paper sizes in mm and inches

KOBRA GUILLOTINES ARE DESIGNED FOR ALMOST ANY CUTTING JOB AND FOR A VARIETY OF MATERIALS

KOBRA guillotines are equipped with special longlasting steel blades and counter-blades. All guillotines are delivered with metal (360-EM) or Lexan hand safety guard for maximum safety

	Kobra 360-EM	Kobra 430-EM	Kobra 360-A	Kobra 460-A	Kobra 460-AP	Kobra 550-AP
Cutting width	360 mm	430 mm	360 mm	460 mm	460 mm	550 mm
Cutting capacity (A4 70 gr paper)	15/20 sheets	15/20 sheets	25/30 sheets	30 sheets	30 sheets	40 sheets
Paper press	manual	manual	automatic	automatic	automatic	automatic
Article	A-1001	A-1016	A-1011	A-1021	A-1031	A-1041
Dimensions (mm)	300 x 400	300 x 470	300 x 400	355 x 500	355 x 500	355 x 590
Weight (kg)	4	5	5,5	8	10	12

* KOBRA Guillotines and Trimmers are built with the highest quality materials according to ISO 9001:2008 Standards

* KOBRA Guillotines and Trimmers are built in accordance to the Safety Standards BS 5498 (British Standards)



Kobra Cut

LIGHT DUTY TRIMMERS



Kobra 320-R
Kobra 460-R

- Desk-top rotary trimmer
- Equipped with transparent automatic paper press
- Side bars for easy alignment of material to cut
- Solid steel base with screen printed photographic and paper sizes in mm and inches
- Special side openings to cut paper sizes larger than the rated cutting width
- Push-button mechanism for easy and convenient replacement of the cutting blade



Kobra 1000-R

- Large size desk top rotary trimmer
- Equipped with transparent automatic paper press
- Side bars for easy alignment of material to cut
- Solid steel base with screen printed paper sizes in mm and inches
- Special side openings to cut paper sizes larger than the rated cutting width
- Built-in housing can accommodate paper rolls
- Push-button mechanism for easy and convenient replacement of the cutting blade



Kobra 1300-R

- A0 size rotary trimmer
- Transparent and automatic paper press allows precision cuts of plotter and large size paper
- Side bars for easy alignment of material to cut
- Solid steel base with screen printed paper sizes in mm and inches
- Special side openings to cut paper sizes larger than the rated cutting width
- Built-in housing can accommodate paper rolls
- Push-button mechanism for easy and convenient replacement of the cutting blade
- Available as desk top version or with a dedicated stand

HEAVY DUTY TRIMMERS



Kobra 360-HR
Kobra 460-HR
Kobra 640-HR

- High capacity desk-top heavy duty trimmer: up to 27 sheets at a time
- Sharpened carbon hardened steel blades for longlasting operations
- Equipped with transparent automatic paper press for easy cutting operations
- Side bars for easy alignment of material to cut
- Solid steel base with screen printed photographic and paper sizes in mm and inches
- Special side openings to cut paper sizes larger than the rated cutting width

	Kobra 320-R	Kobra 460-R	Kobra 1000-R	Kobra 1300-R	Kobra 360-HR	Kobra 460-HR	Kobra 640-HR
Cutting width	320 mm	460 mm	1000 mm	1300 mm	360 mm	460 mm	640 mm
Cutting capacity	0,5 mm	0,5 mm	0,8 mm	0,8 mm	25/27 sheets (A4 70 gr. paper)	25/27 sheets (A4 70 gr. paper)	25/27 sheets (A4 70 gr. paper)
Paper press	automatic	automatic	automatic	automatic	automatic	automatic	automatic
Article	D-1001	D-1011	D-1021	D-1031, /357 with Stand	D-1101	D-1111	D-1121
Dimensions (mm)	487 x 212 h 84	627 x 212 h 84	1192 x 401 h 98	1492 x 401 h 98 (1020 with Stand)	545 x 365 h 110	645 x 365 h 110	845 x 365 h 110
Weight (Kg)	1	1,5	6	8 (25 with Stand)	3,5	4	5

* KOBRA Guillotines and Trimmers are built with the highest quality materials according to ISO 9001:2008 Standards

* KOBRA Guillotines and Trimmers are built in accordance to the Safety Standards BS 5498 (British Standards)

**CUT IS ACCURATE AND QUICK.
CAN BE PERFORMED
IN BOTH DIRECTIONS**



KOBRA Rotary trimmers can cut paper sizes larger than the rated cutting width through a special side openings



Convenient built-in housing can accommodate paper rolls for easy cutting operations of large sizes of continuous paper (model 1000-R/1300-R)



A special sharpened carbon steel blade allows smooth cutting operations of high thickness of paper



Material Cross-Chart

Material	KOBRA GUILLOTINES						KOBRA TRIMMERS						
	360-EM	430-EM	360-A	460-A	460-AP	550-AP	LIGHT DUTY				HEAVY DUTY		
							320-R	460-R	1000-R	1300-R	360-HR	460-HR	640-HR
Abrasives-surface coated													
Acetate yarn-light	•	•	•	•	•	•							
Acrylic fiber	•	•	•	•	•	•							
Adhesive film	•	•	•	•	•	•							
Adhesive tape	•	•	•	•	•	•							
Aluminium foil	•	•	•	•	•	•			•	•	•	•	•
Aluminium sheets max. 1,25 mm													
Artificial silk max. 1,5 mm			•	•	•	•							
Balsa wood	•	•	•	•	•	•							
Brass max. ca. 0,8 mm													
Butyl	•	•	•	•	•	•							
Cable-electric													
Cardboard-heavy													
Cardboard-light	•	•	•	•	•	•			•	•	•	•	•
Celluloid	•	•	•	•	•	•							
Coir			•	•	•	•							
Copper foil max 1 mm	•	•	•	•	•	•							
Cork	•	•	•	•	•	•							
Corrugated paper	•	•	•	•	•	•							
Felt	•	•	•	•	•	•							
Fibreglass													
Flannel	•	•	•	•	•	•							
Flaxboard	•	•	•	•	•	•							
Gold-sheet	•	•	•	•	•	•							
Gut	•	•	•	•	•	•							
Hardboard													
Jute-cloth													
Jute-hemp-cloth													
Labels-foil	•	•	•	•	•	•	•	•	•	•	•	•	•
Labels-paper	•	•	•	•	•	•	•	•	•	•	•	•	•
Latex	•	•	•	•	•	•							
Latex foam	•	•	•	•	•	•							
Lead sheet, max. 1,25 mm													
Leather-hard													
Leather-smooth	•	•	•	•	•	•							
Linen	•	•	•	•	•	•							
Mesh wire													
Muslin	•	•	•	•	•	•							
Neoprene			•	•	•	•							
Netting-plastic	•	•	•	•	•	•							
Nylon	•	•	•	•	•	•							
Offset printing plates													
Paper	•	•	•	•	•	•	•	•	•	•	•	•	•
Paper (light-sensitive)	•	•	•	•	•	•	•	•	•	•	•	•	•
Photographic film	•	•	•	•	•	•	•	•	•	•	•	•	•
Plastic films	•	•	•	•	•	•							
Plastics-ABS max. 1,5 mm													
Plastics-electro-plated													
Plastics-foam-hard													
Plastics-foam-soft	•	•	•	•	•	•					•	•	•
Plastics-polyester yarn	•	•	•	•	•	•							
Plastics-polypropylene													
Plastics-polystyrene (expanded)	•	•	•	•	•	•							
Plastics-polythene													
Plastics-polyurethane													
Plastics-PVC sheet max. 2 mm	•	•	•	•	•	•							
Plywood max. 2 mm													
Printed circuits			•	•	•	•							
PVC film	•	•	•	•	•	•					•	•	•
Raffia	•	•	•	•	•	•					•	•	•
Rubber-foam	•	•	•	•	•	•							
Rubber-sheet	•	•	•	•	•	•							
Silver													
Steel stainless max. 0.8 mm													
Stockinette	•	•	•	•	•	•							
Tinplate max. 1 mm													
Veneers-wood	•	•	•	•	•	•					•	•	•
Wood softwood max 1 mm													
Zinc max. 1,5 mm													

ELCOMAN

Via Gorizia, 9
20813 Bovisio Masciago (MB), Italy
Tel +39 0362 593584
Fax +39 0362 591611
kobra@elcoman.it
www.elcoman.it

KOBRA® products are built with the highest quality materials according to ISO 9001:2008 Standards



UNI EN ISO 9001:2008



Cert. No. 9105.EL.16

ISO 9000 REGISTERED QUALITY COMPANY



NATO READY



C US

KOBRA® Guillotines and Trimmers are built according to Safety Standards BS 5498 (British Standards).

Technical Data as of 01/2013
Specifications in this publication
are subject to change without notice



CT 1/23/14/07/01/2013

AD: ALESSANDRO FARINA PH: GIOVANNI FRIGERO

Authorized Dealer